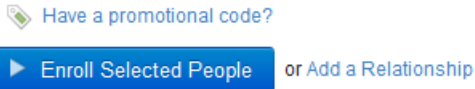
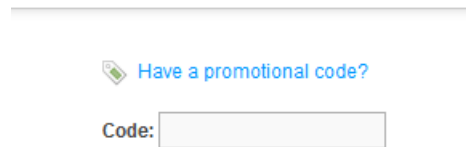


As with all websites, you need to know WHERE TO ENTER the Promo Code.

You can enter the code when you are selecting your classes. You will find the link for the promotional code in the lower section of the screen. The screen will look like this:

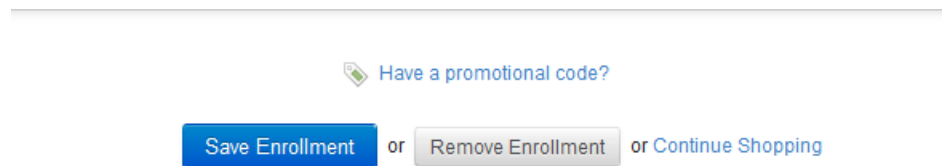


You will click on the blue words, "Have a promotional code?" the following box will appear:



You will then type our code promo code in the box and proceed.

**IMPORTANT:** If you get to the checkout screen before you have entered the promo code, modify the cart and look for the promo code box that will look like this:



The code will not modify the amount until your cart reaches the \$30 total. When the discount is applied to a class the amount is automatically adjusted and there will be a small yellow star next to the class fee like this:

	Amount
	★ \$33.00
<b>Cart Total \$33.00</b>	

If you hover over the star with your mouse, you will see the discount that was applied to the class total.